



EC Insights Traders' Guide

Trade with greater clarity using AI-powered trade ideas, market updates, economic events, and market opportunities, all accessible directly from your trading platform.

Powered by Acuity Trading.



Investment research is provided by Acuity Research Limited (Acuity Trading), authorised and regulated by the Financial Conduct Authority (FRN 787261). The information provided through EC Insights is for informational purposes only and does not constitute investment advice. EC Markets is not responsible for any losses resulting from the use of this information.

Confidence in Every Trade you Make

The Acuity Expert Advisors (EAs) allow traders to access selected EC Insights tools directly within MT4 and MT5.

Once installed, the EAs provide access to Trade Ideas and Economic Calendar, helping traders stay connected to market opportunities and upcoming market events without leaving their trading platform.

Powered by Acuity Trading and integrated with EC Markets, these tools are designed to deliver market information directly within your trading environment.

Included Tools



Trade Ideas

AI-driven trade ideas across major markets, including entry levels, stop guidance, take profit targets, and confidence scoring.



Economic Calendar

Track upcoming economic releases, central bank decisions, and market-moving events directly from your charts.

Before You Begin

To access EC Insights, you will need:

- ✓ **An EC Markets trading account**
- ✓ **MT4 or MT5 installed**
- ✓ **The EC Insights installer**
- ✓ **An active internet connection**

What's Inside

1. Download & Installation
2. Activating EC Insights
3. Accessing The Tools
4. Uninstalling EC Insights
5. Troubleshooting

Download & Installation

Follow the steps below to install the EC Insights Expert Advisors and access Trade Ideas and Economic Calendar directly within your MT4 or MT5 platform.

1

Download MT4 or MT5

New to MetaTrader? Download and install your preferred trading platform before continuing.

2

Download Acuity Tools

Download the EC Insights installer to access Trade Ideas and Economic Calendar directly within your trading platform.

3

Log in to Your EC Markets MetaTrader

Launch MT4 or MT5 and log in using your EC Markets trading account credential

4

Run The Installer

Open the downloaded file and follow the on-screen instructions to complete installation.

5

Complete Installation

Restart MT4 or MT5 to complete setup. Your EC Insights Expert Advisors will now be available within the Navigator panel and ready to activate.

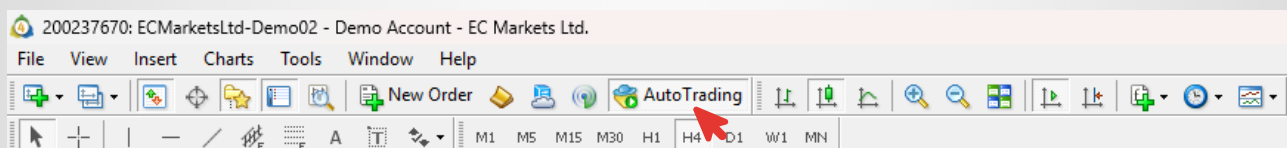
*During installation, you may be asked to enable DLL Imports. This is required for the EC Insights Expert Advisors to function correctly.

Activating The Expert Advisors

Once installation is complete, launch MT4 or MT5.

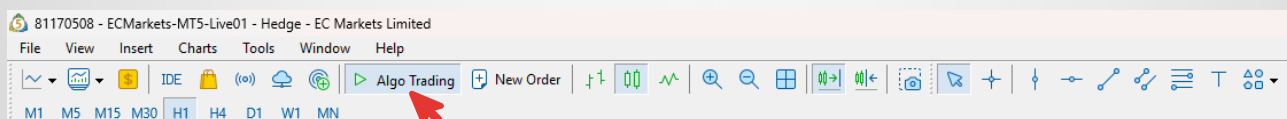
MT4 Activation

1. Open MT4
2. Locate the **AutoTrading** button in the top toolbar
3. Ensure AutoTrading is enabled

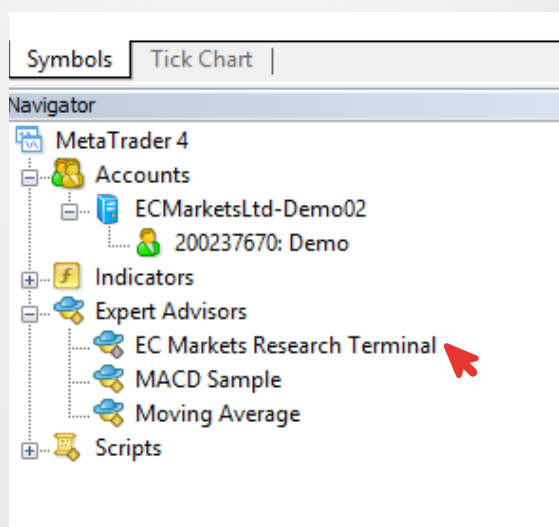


MT5 Activation

1. Open MT5
2. Locate the **Algo Trading** button in the top toolbar
3. Ensure Algo Trading is enabled



Get
Started ▶



Accessing Your Tools

Once installation is complete and MetaTrader has restarted, open the Navigator panel within MT4 or MT5.

Under Expert Advisors, you'll find your EC Insights tools.

Getting Started

1

Locate the desired tool within the Navigator panel.

2

Double-click the tool or drag it onto an open chart.

3

The tool will load automatically and begin displaying market information.



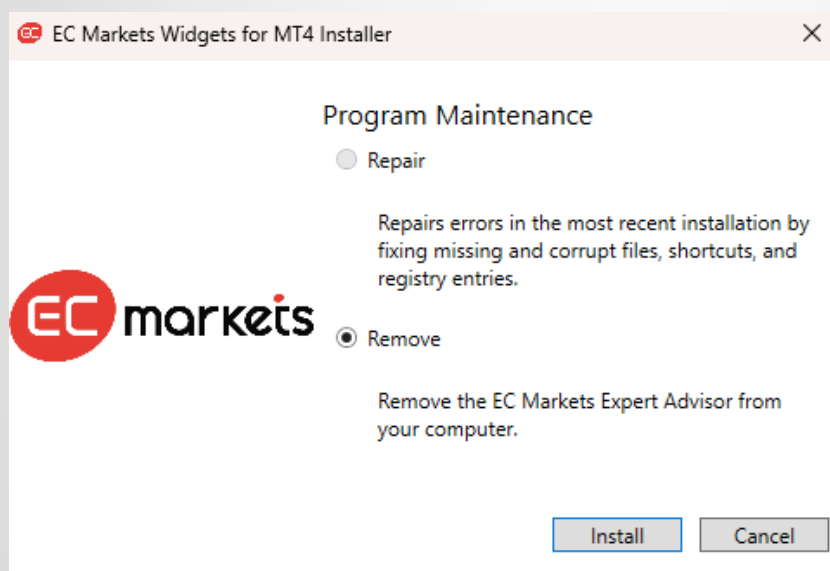
Important: If prompted, ensure Allow DLL Imports is enabled within the Expert Advisor settings. That's it.

You're now ready to start exploring market opportunities and upcoming events directly from your trading platform.

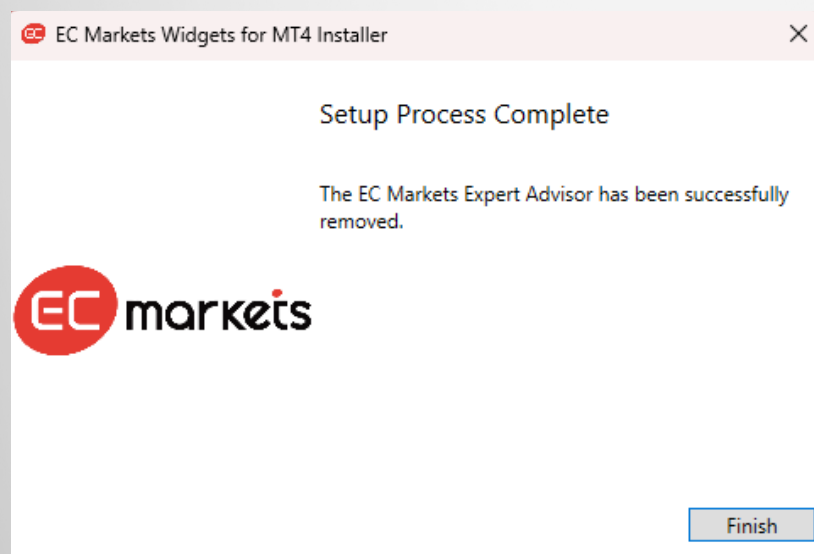
Uninstalling The Expert Advisors

To remove the EC Insights Expert Advisors:

Run the installer and follow the on-screen instructions and restart MT4 or MT5. At the last step the EA will be removed:



Once the process is complete you will be shown this screen, to signify that the Expert Advisors have been uninstalled.



Troubleshooting

If you're experiencing issues with EC Insights, the solutions below may help.

1 Installation Error

Problem: The installer does not complete successfully or displays an error message during installation.

Solution:

- ✓ Close MT4 or MT5 before running the installer
- ✓ Remove any previous EC Insights installation and try again
- ✓ Run the installer as Administrator
- ✓ If the issue persists, contact the EC Markets Support Team

2 Tool Does Not Load

Problem: Trade Ideas or Economic Calendar appears on the chart but does not load.

Solution:

- ✓ Reattach the tool to the chart
- ✓ Open Expert Advisor Settings
- ✓ Ensure Allow DLL Imports is enabled under the Common tab
- ✓ Restart MT4 or MT5 and try again

3 Access Denied Error

Problem: An "Access Denied" or server authorisation message appears.

Solution:

- ✓ Verify you are logged into the correct EC Markets trading account
- ✓ Ensure you are connected to the correct EC Markets server
- ✓ Contact EC Markets Support if the issue continues

4 No Data Displayed

Problem: The tool loads but market information is not displayed.

Solution:

- ✓ Check your internet connection
- ✓ Restart MT4 or MT5
- ✓ Reattach the tool to the chart
- ✓ Ensure AutoTrading (MT4) or Algo Trading (MT5) is enabled

